

ROAR!

God Answers Prayer

1



Superbook

SuperTruth:

God will always answer my prayers.

SuperVerse:

*Commit everything you do to the Lord.
Trust him, and he will help you.*

Psalm 37:5









Bible Story:

Daniel 6











Superbook DVD:

Roar!

Superbook Lesson Launch

Power Up	Download	Connect	Install Memory	Prayer Plug-In	Home Link
					
Gather for opening assembly, then small groups go to assigned areas.	Explore the <i>Superbook</i> story.	Connect with the message.	Memorize the SuperVerse with a group activity.	Communicate with God through various types of prayer.	Distribute GizmoNotes for children to follow up the lesson at home.

Overview

ACTIVITY	DESCRIPTION	TIME ESTIMATE
 Power Up	Opening Celebration Gather for opening assembly, then small groups go to assigned areas.	30 minutes
 Download	Game: Daniel Drama Explore the <i>Superbook</i> story by playing charades.	10 minutes
 Connect	Craft: “Why Knot Pray” Wristbands Connect with the message by making prayer reminders.	10 minutes
 Install Memory	Superbook Search Memorize the SuperVerse with a group activity.	5 minutes
 Prayer Plug-In	The Lord’s Prayer Communicate with God through various types of prayer.	5 minutes
 Home Link	GizmoNote Distribute GizmoNotes for children to follow up the lesson at home.	1 minute
ADDITIONAL ACTIVITIES		
 Object Lesson	Pepper Prayers Demonstrate how our prayers go up to God.	10 minutes
 Craft	Prayer Window Decorate a picture of Daniel and Joy praying.	10 minutes
 Drawing Activity	Symbolized by a Seal Design a personal seal.	10 minutes
 Craft	Foil the Lions Create a reminder that the lions were “foiled” by prayer.	10–15 minutes
ALTERNATE OPTIONS TO CHANGE OR EXPAND THE LESSON		



POWER UP


All children in grades 1-6 meet in the Large Group assembly area for the **Opening Celebration**. The director shows the full-length episode and the Salvation Poem music video. After the Opening Celebration, teachers or helpers lead the children to their classrooms or Small Group areas for the remaining portion of the lesson.



Video Synopsis:

Chris refuses to intervene when a bully harasses a smaller boy at the skateboard park. *Superbook* whisks Chris, Joy and Gizmo back to ancient Babylon to meet an advisor to King Darius named Daniel, who faithfully prays to God three times a day. Wicked men, who are jealous of Daniel, trick the king into making a law that no one can worship anyone but the king or face death. The children are stunned to see Daniel do what he knows is right and pray near an open window.

Despite the king's efforts to intervene, Daniel is thrown into the lions' den. God sends an angel to close the lions' mouths and he emerges unharmed. As a result, the king commands everyone to worship Daniel's one true God. Chris understands that because of Daniel's courage, people were changed. When *Superbook* returns the children to the skateboard park, Chris has the inner strength to stand up for what is right and defend the boy from the bully.

Download**You Will Need:**

- Container for paper slips
- Slips of paper with descriptions

Daniel Drama (10 minutes)

Explore the Superbook story by playing charades.

Before Class Begins:

- Write the following descriptions on separate slips of paper:
 - **Daniel prays by window**
 - **Wicked man reads decree on scroll**
 - **Guard pushes stone in front of lions' den**
 - **King Darius worries about Daniel**
 - **Angel holds lions' mouths shut**
 - **Daniel comes out of lions' den unharmed**
 - **Chris skateboarding** (Omit if time is short.)
 - **Bully teases little boy** (Omit if time is short.)
- Fold slips, place in a container, and shuffle.

Divide the class into two groups. Have a child from the first group take a slip of paper from the container and SILENTLY act out the phrase from the *Superbook* story for the whole class. Give a point to the team that guesses the right answer first. Then have a child from the second group do the same thing. Repeat as time allows and announce which team won the most points.

Introduce today's SuperTruth: **"God will always answer my prayers." Does God hear and answer every prayer? (Yes.) Does God answer "Yes" to every prayer? (No.) He may say Yes, or No, or Wait. Whatever He says, we can trust Him, because He knows what is really best for us.**

Did it seem like God was answering Daniel's prayers when he was thrown into the lions' den? (No.) Yet God can see things that we humans cannot see! He had a plan to protect Daniel and show people how powerful the One True God really is!

We can trust God because He made us, He loves us, and He has a wonderful plan for our lives! In order to know His plan, we need to spend time with Him in prayer. As we pray, God will help us make good choices, give us courage and wisdom, and guide us in His ways.



Connect



You Will Need:

- An 18-inch length of twine, string or ribbon for each child—girls may like to use ribbon, but boys would probably prefer twine or string

“Why Knot Pray” Wristbands (10 minutes)

Connect with the message by making prayer reminders.

Do you think some people are so strong and smart and brave they don't need to pray? *(Children answer.)* **What about Jesus?** *(Children answer.)* **Jesus is God's Son and did mighty miracles, like walking on water and bringing dead people back to life. Yet the Bible tells us that He often went away to spend time alone with God. If God's Son needed to pray, do you think we should, too?** *(Yes.)*

Listen as I read from the Bible, then tell me, how did Daniel pray? Daniel 6:10-11 says, He prayed three times a day ... giving thanks to his God ... and asking for God's help. *(Three times a day, he gave thanks to God, and asked for God's help.)*

What are some reasons we don't pray? *(Too busy, forgetful, don't believe God is powerful.)*

Give a piece of twine (or ribbon) to each child. **How many times did Daniel pray every day?** *(Three.)* **Let's each tie three knots in our twine.**

As children are working, continue: **Three times a day may seem like a lot, but the Bible tells us in 1 Thessalonians 5:17, Never stop praying!**

What are some times that we can pray? *(Mealtimes, bedtime, when we're happy or worried, anytime!)* **Do the prayers have to be long and complicated?** *(No.)* **A prayer can be just one word—like “Help!” Let's tie a few more knots to remind us to think about God and pray throughout the day!** After they have tied several knots, have the children help each other tie the wristbands around their wrists.

Each wristband is a circle—and a circle never ends. Let's wear these all week as a reminder of the verse, Never stop praying! Next week, I'll ask when you remembered to pray—and how God answered!



Install Memory



You Will Need:

- Bibles (New Living Translation ©2007 used in lesson)

Superbook Search (5 minutes)

Memorize the SuperVerse with a group activity.

Before Class Begins:

- Use a sticky note to mark Psalm 37:5 in a Bible (preferably the NLT to match the SuperVerse)
- OR write the verse on a piece of paper, then fold it in half.

Distribute Bibles to the children. **Open your Bibles to the very middle—you probably found the book of Psalms! What is a psalm?** (A song; one chapter of Psalms.) **Look in your Bibles and tell me how many psalms there are. (150.) The book of Psalms contains 150 songs of prayer and praise, many written by David—the same David who killed Goliath. We don't know the songs' melodies, but we have the words!**

Our SuperVerse today is found in Psalm 37:5: Commit everything you do to the LORD. Trust him, and he will help you.

What does it mean to trust someone? (To rely or count on someone.) **Will God ever let us down?** (No.) **He promises to hear and answer our prayers, and He always keeps His promises!**




Tell the children to close their Bibles. Pass the Bible you have marked (or the verse written on paper) to the child on your left with instructions to read aloud and remember only the first word of the verse before passing it to the next child, who then reads the next word. (You may adjust the number of words to read and remember depending on the number of children in your group.) Continue until the entire verse is read—one word at a time.

Now close the Bible (or fold the paper) and have the children pass it along as they each say their words. If they forget their words, they may open the Bible (or paper) to the passage. The next time around, speed up the process just for fun! Finally, ask the children to say the verse all together, relying on individual children to prompt the words, if needed.

Repeat as time allows.

Prayer Plug-In



The Lord's Prayer (5 minutes)

Communicate with God through various types of prayer.

Have you ever wondered how to pray? (Children answer.)

The disciples did! When they saw Jesus praying, they asked Him to teach them to pray (Luke 11:1).

Here is a prayer Jesus taught His followers: Our Father in heaven, hallowed be Your name. Your kingdom come. Your will be done on earth as it is in heaven. Give us this day our daily bread. And forgive us our debts, as we forgive our debtors. And do not lead us into temptation, but deliver us from the evil one. For Yours is the kingdom and the power and the glory forever. Amen (Matthew 6:9-13, NKJV).

Have you ever prayed a prayer like this in church? (Children answer.) **Do you know what it's called?** (The Lord's Prayer.) **Christians around the world pray this same prayer, although they say it in many different languages. I'll say a phrase, then you tell me what you think it means:**

Our Father in heaven, (God is our loving Father in heaven.)

Hallowed be Your name. (We praise and honor God's holy name.)

Your kingdom come. Your will be done on earth as it is in heaven. (We want Your perfect will to be done here on earth, just like it is in heaven.)

Give us this day our daily bread.

(Please give us food, shelter, and the other things we need to live.)

And forgive us our debts, (Forgive us for our sins—everything we have done wrong.)

As we forgive our debtors. (We forgive people who have hurt us.)

And do not lead us into temptation, but deliver us from the evil one. (Help us stay away from things that tempt us to do wrong.)

For Yours is the kingdom and the power and the glory forever. (Everything belongs to You, and we praise You for Your power and glory.)

Amen. (Yes—may all of these things happen!)

(Prayer Plug-In continued on following page.)



The Lord's Prayer *(Continued)*

Let's make this our prayer today! You may pray the prayer from Scripture above or use these words, pausing between phrases, so the children can think about the meaning:

Our loving Father in heaven, we praise and honor Your holy name. We want Your perfect will to be done in our lives here on earth, just like Your will is always done in heaven. Please give us everything we need to live our daily lives. Forgive us for our sins—all of our thoughts, words and actions that are not pleasing to You. Right now, we take a moment to forgive everyone who has hurt us. We ask You to help us stay away from things that tempt us to do wrong. Everything belongs to You, and we praise You for Your power and glory. Yes, Lord! May all of these things happen! Amen!



Home Link

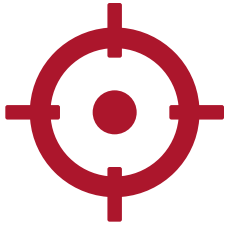


Home Link

As you dismiss the children, provide them with a GizmoNote to take home as a reminder of today's lesson and SuperTruth challenge. It also has a link to the *Superbook* website that will give them access to more Family Fun activities!



Additional Activities



You Will Need:

- Plate
- Salt
- Pepper
- Plastic spoon
- Piece of real wool


Pepper Prayers (10 minutes)

Demonstrate how our prayers go up to God.


Before Class Begins:

- Try this experiment before class.

Gather the children around a table and display the items for the demonstration. Pour about 1 teaspoon of salt on the plate. **This salt represents each of us.** Sprinkle about 1 teaspoon of pepper on the plate. **This pepper represents the things we want to give God—our hopes, dreams, worries, and concerns. How do we give things to God? (Pray.)** Rub the plastic spoon over the wool several times. **This spoon represents God.** **Watch what happens when I wave the spoon over the salt and pepper.** As you slowly wave the plastic spoon about 1 inch above the plate, the pepper goes up to the spoon. **Our prayers go straight to God!** Give each child an opportunity to try this experiment.



Additional Activities



You Will Need:

- Prayer Window pattern: page R-1
- Card stock
- Craft sticks (six per child)
- Glue sticks
- Crayons or washable markers

Prayer Window (10 minutes)

Decorate a picture of Daniel and Joy praying.

Before Class Begins:

- Make photocopies of the window page for each child on card stock.

As you pass out supplies, discuss how Daniel told the children that nothing could stop him from praying to God. In fact, Daniel went to the window and opened it, because he didn't want to hide what he was doing. **Who went and knelt down beside Daniel to join him at his window?** (Joy.) Talk about how brave Joy was because she knew it was the right thing to do.

Instruct the children to glue the craft sticks to the sides of the window pattern, like shutters. Using markers, they can color the picture of Daniel and Joy praying in the window. They may also draw a picture of themselves praying beside them. Decorate as desired. Review today's SuperVerse: *Commit everything you do to the LORD. Trust him, and he will help you.* Psalm 37:5



Additional Activities



You Will Need:

- Coat of arms pattern: Page R-2, one per child
- Pencils, crayons, or washable markers


Symbolized by a Seal (10 minutes)

Design a personal seal.


Before Class Begins:

- Copy the coat of arms pattern, one per child.

An important person often used a seal like a signature to show his or her approval. A seal was made by rolling a cylinder or pressing a ring into hot wax to leave a design. King Darius put his seal on the stone over the lions' den. What do you think it looked like? If you were a king or queen, what would your seal look like? Would it have your initials, or a picture of your favorite animal, a sport or hobby? Design your own personal seal on the page provided.



Additional Activities



You Will Need:

- Lion pattern: page R-3, one copy for each child
- One 6" x 9" piece of aluminum foil for each child
- One 5" x 8" index card for each child
- One pencil for each child
- Two pieces of tape about 2" long per child

Foil the Lions (10–15 minutes)

Create a reminder that the lions were “foiled” by prayer.

Before Class Begins:

- Copy the lion pattern, one per child. There are two lions per page; cut along the dotted line so each child has one pattern.
- Cut aluminum foil into 6" x 9" pieces, one for each child. (A standard roll of foil is 12" wide; measure and tear off a piece 9" long, then carefully fold in half and cut along the fold to make two pieces each 6" x 9".)
- Make the craft as a sample for the children to see.

Ask the children to say the SuperTruth: **“God will always answer my prayers.” Lions are ferocious creatures. Can you imagine how frightening it must have been to be thrown into a den of lions? God answered Daniel’s prayers and protected Him.**

In English, “foil” can mean a very thin sheet of aluminum used for cooking, and it can also mean stopping something from being successful. God stopped—or “foiled”—the lions by sending an angel to close their mouths. Today, we are going to “foil” the lions with a fun craft!

Distribute a lion pattern, a piece of foil, an index card, a pencil, and a piece of tape to each child. Slowly give these step-by-step instructions:

- **Place your index card in the very middle of your piece of foil, with just a narrow edge of foil showing all around.**
- **Carefully fold all four edges of the foil over all four sides of the index card.**
- **Turn the card over so only the foil side shows.**
- **Place your lion pattern on the foil card, then tape them together at the very top so you can lift up the pattern like a flap.**
- **Use a pencil to firmly trace the lion on the pattern page—which will make the design on the foil at the same time!**
- **If you need to check the design on the foil while you’re working, carefully lift up the pattern like a flap, then put it right back in place.**
- **Sign your name on the pattern, which will also put your signature on the foil.**
- **When you’re done, carefully peel off the pattern and enjoy your foil lion!**



Daniel 6

Bible Story:

Commit everything you do to the LORD. Trust him, and he will help you. Psalm 37:5

SuperVerse:

God will always answer my prayers.

Superbook SuperTruth:

GizmoNote

Roar! – Lesson 1

LESSON 1

Challenge:

Daniel prayed three times a day, no matter how he was threatened. The Bible tells us in 1 Thessalonians 5:17, *Never stop praying!* Ask God to help you pray throughout the day.

Prayer Starter:

Heavenly Father, help me remember to pray when ...

Bonus Discussion Material:

For more visit www.Superbook.TV/discover



Superbook DVD:

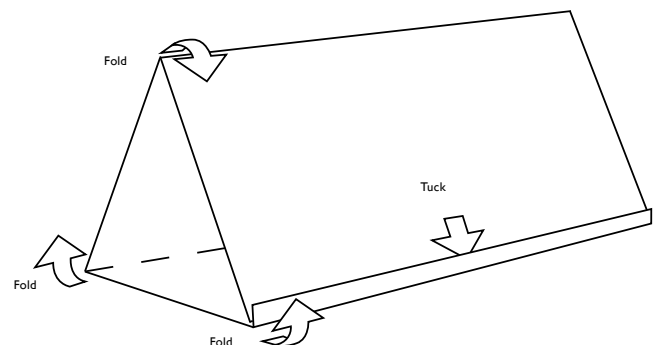
Roar!

Superbook Website:

www.Superbook.TV

Parents:

Fold this GizmoNote on the dotted lines and place on your table as a reminder of this week's *Superbook* lesson. Be sure to visit the Superbook website for this week's Family Fun Activities, plus an online Bible and other exciting resources you will enjoy exploring with your children.



©2013 The Christian Broadcasting Network, Inc. Superbook® and the Superbook logo are registered trademarks of The Christian Broadcasting Network, Inc. The characters in Superbook including Joy, Chris and Gizmo are trademarks of The Christian Broadcasting Network, Inc. All rights reserved.


www.Superbook.TV

Prayer Window Pattern

Decorate a picture of Daniel and Joy praying.

R-1

For more visit www.Superbook.TV/discover




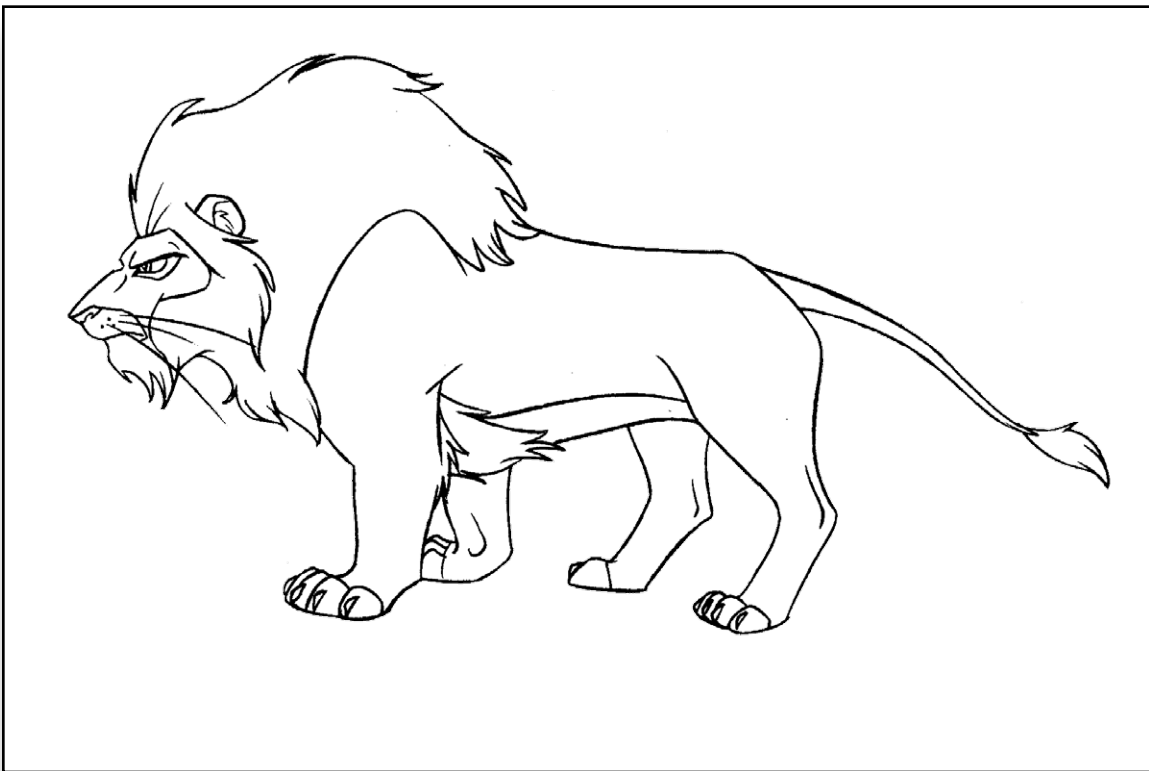
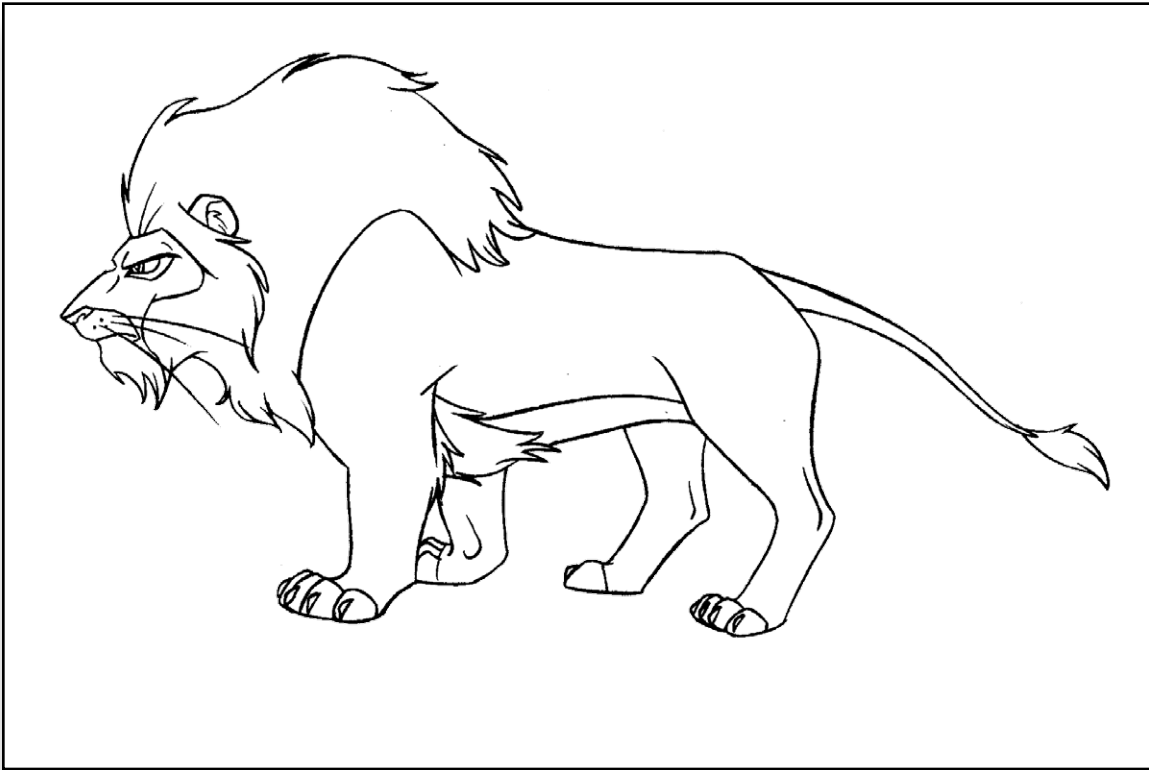
Review today's SuperVerse: *Commit everything you do to the LORD. Trust him, and he will help you. Psalm 37:5*

Symbolized by a Seal

Coat of arms

For more visit www.Superbook.TV/discover





ROAR!

Be Courageous

2



Superbook

SuperTruth:

I will stand up for what is right in a world filled with tests and trials.

SuperVerse:

Commit everything you do to the LORD
Trust him, and he will help you.

Psalm 37:5



Bible Story:

Daniel 6

Superbook DVD:

Roar!

Superbook Lesson Launch

Power Up



Gather for opening assembly, then small groups go to assigned areas.

Download



Explore the *Superbook* story.

Connect



Connect with the message.

Install Memory



Memorize the SuperVerse with a group activity.

Prayer Plug-In












Communicate with God through various types of prayer.

Home Link



Distribute GizmoNotes for children to follow up the lesson at home.

Overview

	ACTIVITY	DESCRIPTION	TIME ESTIMATE
	Power Up	Opening Celebration Gather for opening assembly, then small groups go to assigned areas.	30 minutes
	Download	Game: Hear the Mighty Lion Roar! Explore the <i>Superbook</i> story by playing a game about courage.	10 minutes
	Connect	Activity: Worldly Web Connect with the message by making a web.	10 minutes
	Install Memory	Superbook Signs Memorize the SuperVerse with a group activity.	5 minutes
	Prayer Plug-In	Partner Prayer Communicate with God through various types of prayer.	5 minutes
	Home Link	GizmoNote Distribute GizmoNotes for children to follow up the lesson at home.	1 minute
	ADDITIONAL ACTIVITIES	ALTERNATE OPTIONS TO CHANGE OR EXPAND THE LESSON	
	Snack	Devour the Lions! Decorate cupcakes to look like lions.	15 minutes
	Object Lesson	Stand up to Peer Pressure! Use an egg to demonstrate how to withstand peer pressure.	10 minutes
	Drawing Activity	Character Clothes Compare Daniel's character to the king's advisors.	10 minutes



POWER UP


All children in grades 1-6 meet in the Large Group assembly area for the **Opening Celebration**. The director shows a condensed version of the episode, the Salvation Poem music video, and a historical video. Additional songs are available for the director to lead praise and worship. After the Opening Celebration, teachers or helpers lead the children to their classrooms or Small Group areas for the remaining portion of the lesson.



Video Synopsis:

Superbook whisks Chris, Joy and Gizmo back to ancient Babylon to meet Daniel, an advisor to King Darius, who faithfully prays to God three times a day. Wicked men, who are jealous of Daniel, trick the king into making a law that no one can worship anyone but the king, or face death. The children are stunned to see Daniel do what he knows is right and pray near an open window.

Despite the king's efforts to intervene, Daniel is thrown into the lions' den. God sends an angel to close the lions' mouths, and Daniel emerges unharmed. As a result, the king commands everyone to worship Daniel's one true God. Chris understands that because of Daniel's courage, people were changed.

Download**You Will Need:**

- A beanbag or similar item
- Masking tape

Hear the Mighty Lion Roar! (10 minutes)


Explore the Superbook story by playing a game about courage.

Before Class Begins:

- Use masking tape to make a starting line.

Today, we are focusing on courage. What does it mean to have courage? (To face a fearful, difficult, or painful situation with confidence and bravery.) Now we are going to play a game where you must have courage to win!

Have all the children stand on the designated starting line at one end of your area. Select one child to be the lion who will stand at the opposite end of the room with his or her back to the children. Place a beanbag about 2 feet behind the child. While the lion's back is turned, the children move quickly and quietly as they try to sneak up and retrieve the beanbag. When the lion says: "Hear the mighty lion R-R-ROAR!" and turns around on the word "roar," no one can be moving—the children must stand like statues. (The lion may say the sentence in a variety of ways—quickly, slowly, or with pauses between words.) If the lion sees someone move even the tiniest bit, that person is sent back to the starting line. The first child to grab the beanbag is declared the winner and becomes the lion for the next round of play.



Our SuperVerse says, Commit everything you do to the LORD. Trust him, and he will help you. Psalm 37:5. Why can we trust God? (He is all-powerful, He sees the future, He is never wrong, He loves us.) God has a plan for our lives, and when we trust Him, He will lead us, guide us, give us courage, and provide everything we need—no matter what we go through. We can be confident because Jesus won the greatest victory—He died for our sins and rose from the dead! When we ask Him into our hearts, He comes into our lives and gives us His courage and power.

Connect**Worldly Web** (10 minutes)

Connect with the message by making a web.

Have the children sit on the floor in a circle, at least an arm's length apart from each other. Ask one child (preferably wearing pants or shorts) to lie down in the middle.

We are going to review the Superbook story and create a web at the same time. Hand the ball of yarn (or spool of thread) to one child, who must tell a favorite part of **Roar!** After speaking, he or she keeps hold of one end of the yarn and gently tosses the ball of yarn over the middle to someone else across the circle. That child tells another portion of the story, keeps hold of some yarn, and tosses the ball of yarn over the middle to yet another child across the circle. The process of tossing the yarn and storytelling continues until everyone has had an opportunity to contribute, with the last toss of the yarn to the leader.

You Will Need:

- Big ball of yarn or spool of thread

Look at the tangled web we have created. Our world is tangled like this web, and sometimes we get caught in the middle. Our SuperTruth is: "I will stand up for what is right in a world filled with tests and trials." Ask the children to hold tight to their yarn as the child in the middle tries to stand up.

It's hard to follow God's ways when we are tangled up in the worldly web!


Untangle everyone from the web as you ask: **Can you tell me some examples of how the world wants to tie us down and keep us from doing what God wants us to do?** (Children answer.)

If they saw the full video the previous week, ask: **In last week's video, do you remember when Chris would not stand up to the bully in the skateboard park? What do you think held Chris back from doing anything at first?**

(He was afraid of the bully; he didn't want to attract attention to himself; he wanted the bully to like him; he didn't want the bully to pick on him next.) **What changed Chris' mind?** (Seeing Daniel do the right thing.)

Daniel trusted God so much that he continued to pray, even after he heard about the king's new law. Do you think he was scared? (Children answer.) **Is it possible to be scared, yet still have courage to do the right thing?** (Yes.) **Name some times when people might be afraid to pray today.** (In a restaurant, at work, at school, in front of friends.) **Why?** (People want to be liked; they don't want to be embarrassed or teased.)

(Connect continued on following page.)



Worldly Web *(Continued)*

In some parts of the world today, it's against the law to pray, read the Bible, or go to church. This is called persecution, or being persecuted. Even though these Christians are in danger, many secretly get together to pray! Why do you think they would risk so much to go to a prayer meeting? *(They love God so much, they understand how wonderful it is to have their sins forgiven, they know that they will go to heaven someday, and they will get strength when they pray together.)*

We may not face terrible persecution, but sometimes we need courage to do the right thing—especially if everyone else is doing the wrong thing. How can we get courage? *(Pray, read the Bible.)* **It is very important to pray every day—like Daniel! This gives us spiritual “muscle” to do the right thing.**

Last week, we made “Why Knot Pray” wristbands. Did they help you remember to pray during the week? Can any of you share when and why you prayed and how God answered? *(Allow time for children to think and answer.)* **Whether or not you wear your wristbands in the future, remember that I Thessalonians 5:17 tells us, Never stop praying! Next week, I'll ask you again about when and why you prayed and what happened.**

Part of our SuperVerse today says, Trust him, and he will help you. God promises to help us face any situation. You may wonder ahead of time, could I be brave enough to do the right thing? But if you trust God, He will always help you do the right thing.

Let's say the SuperTruth together: “I will stand up for what is right in a world filled with tests and trials.”



Install Memory



Superbook Signs (5 minutes)

Memorize the SuperVerse with a group activity.

Open your Bible and read Psalm 37:5: **Commit everything you do to the LORD. Trust him, and he will help you.**

We talked about how God helps us when we trust Him. What does it mean to commit everything you do to the Lord? (Children answer.)

Today, we will learn our memory verse by creating hand motions to go along with the words.

You Will Need:

- Bibles (New Living Translation ©2007 used in lesson)

Divide the group in two to create motions to this verse. If your class is very small, you can do this activity as one group.


Group 1: *Commit everything you do to the LORD.*

Group 2: *Trust him and he will help you.* Psalm 37:5

They do not need to create a motion for every word, just the general concepts. Give the groups 2 minutes to make up the motions, then have them teach the rest of the class. Practice saying the whole verse together with the motions several times.



Prayer Plug-In



You Will Need:

- Globe or World Map
- Slips of paper with names of countries where Christians are persecuted

Partner Prayer (5 minutes)

Communicate with God through various types of prayer.

Look around the room and choose someone you don't know very well to be your prayer partner today. If you have an odd number of children, allow three children to form one group.

Jesus tells us in Matthew 18:19-20, "If two of you agree here on earth concerning anything you ask, my Father in heaven will do it for you. For where two or three gather together as my followers, I am there among them."

Ask them to discuss: **Is it hard to pray in a restaurant or at school? What do you think you would have done if you were Daniel?**

In some countries of the world, people are not allowed to worship God.

How many Bibles do you have in your house? *(Children answer.)*
Many Christian families in these countries don't even have one Bible in their house because it's against the law to own one.

How many people saw you coming to church today? *(Children answer.)*
What would it be like to have to sneak to a prayer meeting? *(Allow children time for discussion.)*

We played a noisy game earlier. Imagine what it would be like if you had to be very quiet when you gather with other Christians so no one can hear you singing or praying together!


Let's take some time to pray for the Christians in these countries. Ask if anyone else would like to lead a short prayer while the partners pray silently.

(Prayer Plug-In continued on following page.)



Partner Prayer *(Continued)*

Close in prayer: **Father God, we are so glad that You are with us and that we can trust You, no matter what situation we may face. Help us to stand strong like Daniel. We pray for Christians who are being persecuted because they believe in You. Give them courage and strength. Please provide for all of their needs. Thank You that You hear us and that You always answer our prayers. In Jesus' name, Amen.**

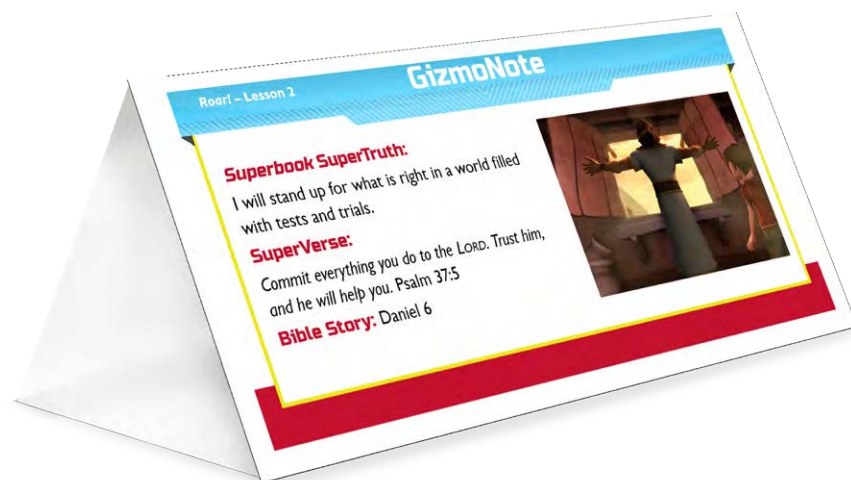


Home Link



Home Link

As you dismiss the children, provide them with a GizmoNote to take home as a reminder of today's lesson and SuperTruth challenge. It also has a link to the *Superbook* website that will give them access to more Family Fun activities!



Additional Activities



Devour the Lions! (15 minutes)

Decorate cupcakes to look like lions.

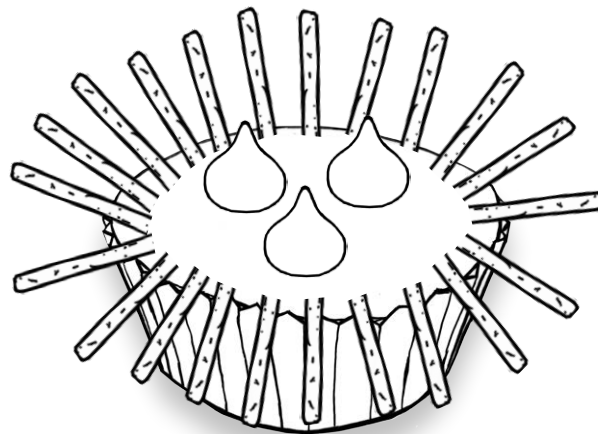

Cover the table and place supplies in the middle.

Have the children wash their hands, then sit down at the table. Tell them to make cupcake lions by using chocolate chips for the eyes and nose, and pretzels as the mane.

Check for allergies. Ask for a volunteer to pray a blessing over the snack, then enjoy!

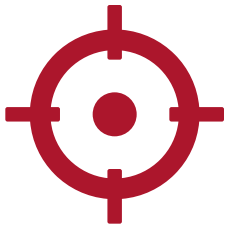
You Will Need:

- Cupcakes
- Frosting
- Chocolate chips
- Small stick pretzels
- Napkins
- Plastic knife for each child
- Table covering
- Damp cloth for cleanup
- Drink



Be sure to check with parents for any allergies or diabetes that would prevent a child from participating. It would be a good idea to include this on each child's registration form and update it each year.

Additional Activities



You Will Need:

- One large garbage bag
- Two uncooked eggs (in case one accidentally breaks)
- A magic marker
- One bathroom tissue tube
- Masking tape
- Paper towels
- Wet paper towels
- Brick or heavy weight

Stand up to Peer Pressure (10 minutes)

Use an egg to demonstrate how to withstand peer pressure.

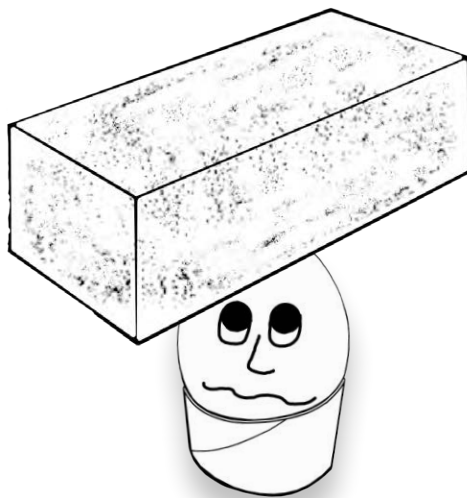
Before Class Begins:

- Make a plastic apron by cutting a hole in the bottom of the garbage bag to go over your head, plus an armhole on each side.
- Using the magic marker, draw a face on each egg with the small end of the egg on top.
- Make an egg holder by cutting the end of the bathroom tissue tube to form a half inch tall ring.
- Try the experiment ahead of time so you can do it easily.

Daniel was a man of good character. Who knows what that means? (He listened to God and not to those around him. He made good choices.) **Do you think our character can influence those around us?** (Yes) **What are some examples of how we might be influenced by someone else?** (Children answer.)

Have you ever been dared to do something—and told that if you don't, you are a chicken or a coward? (Children answer.) **What would you do if someone dared you to do something dangerous, like running across a busy street or jumping into a lake when you didn't know how to swim—that would be foolish, wouldn't it?** (Yes.) **What if your friends said you had to dress a certain way or change your hair if you wanted to be in the "cool" group?** (Children answer.) **That's called "peer pressure"—and sometimes it's hard to stand up against it.**

Lay some paper towels on a table. Cover your clothes by putting on the garbage bag "apron." Pick up the egg. **Do you think this egg would break if I squeezed it or set a heavy weight on it?** (Yes.) **Why?** (Eggs are delicate. The shell is too thin.) **If I am not careful how I handle the egg, it will break. Let's pretend this egg is you!**




Put the egg in the cardboard egg holder with the small end up. Gently place the brick on top of the small end of the egg and remove your hands. The egg should not break.

As long as we stand up to peer pressure, we stay strong and we will not break. Take the weight off the egg, remove the egg from the holder, and place it on its side.

(Activity continued on following page.)

Stand up to Peer Pressure *(Continued)*

But when we bow down to peer pressure or a false god, doing something to be accepted or being in the cool group, we lose our strength. Place the brick on the egg; the egg should break after a few seconds.



When we stand up for what is right in a world filled with tests and trials, we are like Daniel. Daniel was a man of integrity. He was trustworthy, loyal and faithful. King Darius recognized Daniel's character and saw how God protected him—and the king gave Daniel a place of great influence. God wants you to be strong and stand for what is right.

Let's say our SuperTruth together: "I will stand up for what is right in a world filled with tests and trials."

Additional Activities



You Will Need:

- One copy of the Daniel pattern for each child in half of the class on page R-1
- One copy of the king's advisor pattern for each child in the other half of the class on page R-2
- Pencils
- Scissors
- Envelopes, one per child

Character Clothes (10–15 minutes)

Compare Daniel's character to the king's advisors.

Name the kinds of clothes that everyone can see you wearing today. (Shirt, pants, dress, socks, shoes.) **Those are all fine—but did you know the Bible tells us to wear some other clothes, too? Colossians 3:12 says, Since God chose you to be the holy people he loves, you must clothe yourselves with tenderhearted mercy, kindness, humility, gentleness, and patience.** Briefly discuss the verse's meaning.

Divide the class in half, and give a pattern for Daniel to each child on one side and a pattern for the king's advisor to each child on the other side. **Think about the kind of "character clothes" the man on your paper wore, then write words to describe him in each space on his clothing.** Allow a few minutes for the children to write, then ask a few volunteers to read their descriptions aloud—some for Daniel and some for the king's advisor. **Which kind of "character clothes" would you rather wear—Daniel's or the advisor's? Why?** (Allow time for discussion.)

Next, cut the puzzle apart, scramble the pieces, and place them face-down. When children are ready, explain: **Now exchange your puzzle with someone on the other side of the class.** Allow time for children to do the exchange and return to their seats. **When I say "Go," let's race to see who can put their puzzles together first!**

As time allows, have them exchange their puzzles with anyone in the class and race again. Then they can put their puzzles in their envelope to take home.





Bible Story: Daniel 6
Commit everything you do to the LORD. Trust him,
and he will help you. Psalm 37:5

SuperVerse:
I will stand up for what is right in a world filled
with tests and trials.

Superbook SuperTruth:

GizmoNote

Roar! – Lesson 2

LESSON 2

Challenge:

Is God asking you to take a stand like Daniel did and act on what you believe? Share with your family a time in the past when you had to be bold and do something that was hard. Ask your children if they need courage for a situation.

Prayer Starter:

Dear Jesus, please help me have courage when ...

Bonus Discussion Material:

For more visit www.Superbook.TV/discover



Superbook DVD:

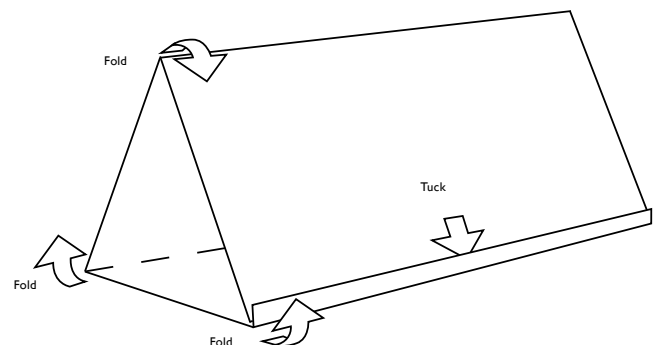
Roar!

Superbook Website:

www.Superbook.TV

Parents:

Fold this GizmoNote on the dotted lines and place on your table as a reminder of this week's *Superbook* lesson. Be sure to visit the Superbook website for this week's Family Fun Activities, plus an online Bible and other exciting resources you will enjoy exploring with your children.



©2013 The Christian Broadcasting Network, Inc. Superbook® and the Superbook logo are registered trademarks of The Christian Broadcasting Network, Inc. The characters in Superbook including Joy, Chris and Gizmo are trademarks of The Christian Broadcasting Network, Inc. All rights reserved.

www.Superbook.TV

Character Clothes

Daniel's clothing.


For more visit www.Superbook.TV/discover



Character Clothes

Advisor's clothing.

For more visit www.Superbook.TV/discover



1. _____
2. _____
3. _____
4. _____

